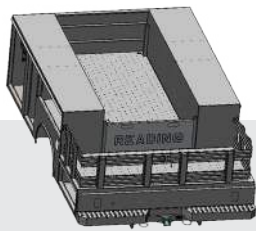


## ONE SOLUTION BUILT TO DO MORE.

When you combine a Service Body with a Platform Body, you get a work truck that works as hard as you do, our Reading Truck Combo Body. A three-foot rear platform gives you added workspace and room to haul more cargo. Spacious compartments keep tools and equipment secure and organized, while available rack solutions make it easy to carry ladders and long materials. Built for crews who do a little bit of everything, the Combo Body delivers the flexibility to handle a wide range of tasks. And with American craftsmanship behind it, you can count on reliable, long-lasting performance in even the toughest work environments.

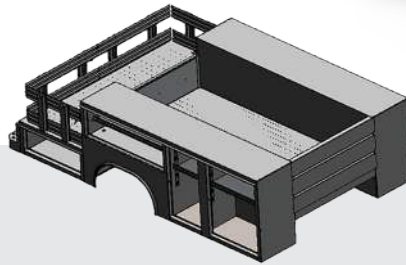


## BASE BUILD



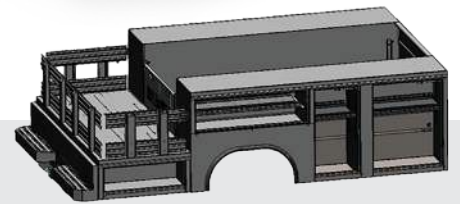
### STANDARD CONFIGURATION

A 106" Service Body combined with a 38" platform extension designed for versatile, everyday use.



### OPEN PLATFORM

Enhanced platform space with swing-out rails, optimized for hauling long materials and oversized gear.



### COMPARTMENT STORAGE

Eight secure compartments, including six service body compartments and two beneath the rear platform, provide organized, protected storage.

## COMBO BODY STANDARD FEATURES



- Built from a Service Body with an extended platform for strength and durability
- Available material rack runs length of body and over the cab to haul longer materials\*
- Back rails swing out and side rails drop down for easy entry and egress
- Stainless steel paddle handles and locks
- Liquid paint protects against salt, chemicals, corrosion, humidity and more
- Combination tail lamp for safe operation
- Compartments feature adjustable galvanized steel shelving and dividers
- 16" removable steel tailboard



\*Material rack sold separately.

## DETAILED SPECIFICATIONS

Body Lengths	144" total (includes 106" service and 38" platform section)
Construction	A40 galvanized steel body with 12-gauge steel treadplate floor
Compartment Height	Standard 40" compartments
Compartment Depth	21 1/2" deep compartments
Understructure	Heavy-duty steel understructure with 5" reinforced crossmembers
Chassis Configurations	Compatible with 84" CA DRW chassis
Warranty	6-year limited warranty
GVWR	Up to 19,500 lbs GVWR
Storage & Shelving	One galvanized shelf in each front and horizontal compartment
Wheels	19.5" wheels
Fuel & Fill	Roadside rear fuel fill

Protection	Undercoat
Doors & Hinges	Stainless steel bolt-on external hinges
	Hemmed drip edge
	Spring-loaded door holders
Rails & Tailboard	18" h fold-down side rails
	18" h swing-out rear rails
	16" aluminum removable tailboard with dual channels for storing options
Locks & Security	Stainless steel rotary paddle locks
Hitch	Class V hitch, 20,000 lb rating (2.5" receiver)
Bumper	Lighted recessed poached bumper
Color Options	White with black spray-lined bumper

