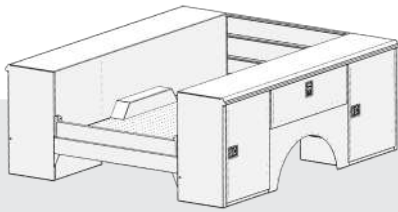


YOUR WORK IS DEMANDING. OUR AERIAL BODIES RISE TO THE OCCASION.

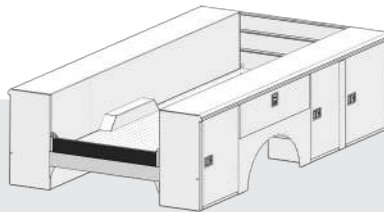
No one builds work truck bodies like Reading. Our aerial bodies are no exception. With over four decades of experience and expertise, each one is built with American craftsmanship for long-lasting durability and reliability. Configured for utility and telecom field operations, innovative engineering helps workers be more productive in any and all conditions. So, if you need a hard-working aerial body tough enough for the job and built around your needs, we're ready for you.



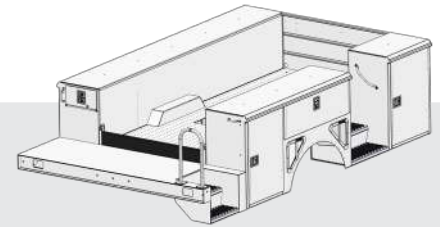
BASE BUILDS



108" BODY
with or without Bumper



132" BODY
with or without Bumper



132" BODY
with Tailshelf and Rear Side Access



- Aerial body for GVWR 16,001 and above
- 6" understructure with steel treadplate floor
- 54" wide floor area with wheel boxes
- Floor area cutout (location and size required at time of order)
- Compartment dimensions: 44" high x 20" deep, 25" from floor to top of side pack
- Bolt-on hinges with gas props
- Tailboard channels with lift-out tailboard
- Stainless steel rotary paddle locks
- Unistrut shelving
- 16" deep, two shelves in front compartments, one shelf in all other compartments
- Hemmed drip edge
- Liquid paint (steel body) or powder coat finish (aluminum body)
- Steel base bodies top-coated white (RW2) (exterior and interior)
- Aluminum base bodies top-coated white (RW1) (exterior and interior)
- Undercoat bottom of body
- Door seal installed in all compartments
- Mounting kits and fuel fill cutouts are not furnished with aerial bodies
- Provide tire size on chassis when ordering

DETAILED SPECIFICATIONS

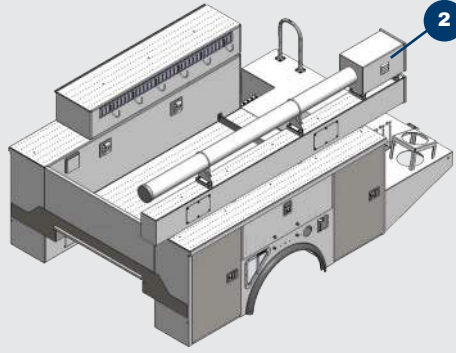
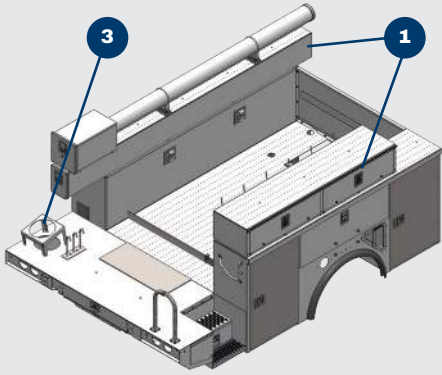
Body lengths	108" to 132" with 30" tailshelf platform extension
Construction	Steel or aluminum (aluminum approximately 40% weight savings)
Compartment heights	44" (Standard); Able to increase to 48" (Optional)

Understructure	Heavy duty with 6" high crossmembers
Deep compartments	18" and 20" with a 54"-58" wide floor bed area
Chassis configurations	60" or 84" CA chassis
Warranty	6-year limited warranty



The following factors may impact lead time:

- Body length greater than 132"
- Compartment heights greater than 50"
- Customization of add-on boxes, racks, rails and accessories exceeding 15 hours of modification



SPECIAL OPTIONS SHOWN

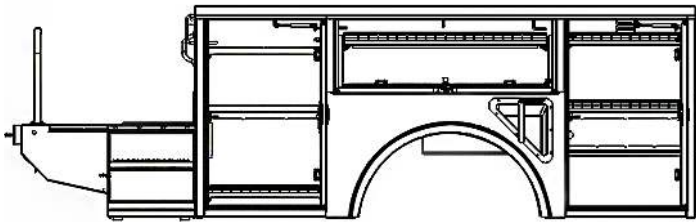
108" BODY WITH REAR SIDE ACCESS

- 1 Top boxes curbside and roadside*
- 2 Storage tube and saw box roadside*
- 3 Cone holder roadside*

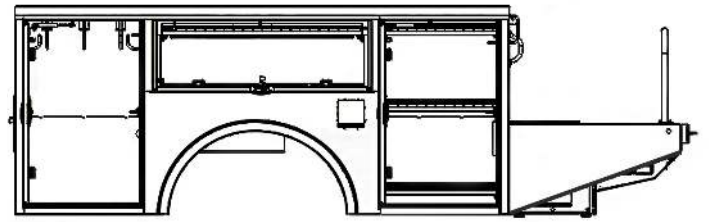
*Special builds only

INTERIOR CONFIGURATION

108" Body with Tailshelf and Rear Side Access (Standard and Optional Features Shown)



CURBSIDE (C/S)



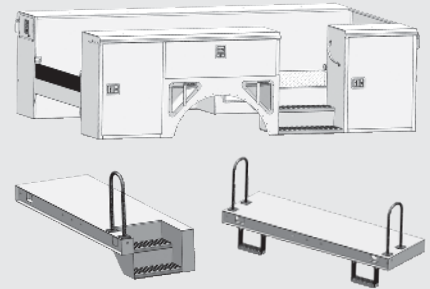
ROADSIDE (R/S)

OPTIONAL FEATURES

- Customizable compartment interiors and add-on storage options
- Rear conduit door
- Single or triple swivel hooks welded or bolted within compartments
- Wheel chock holders with retainer
- Outrigger pad holders

Rear and Side Access

- Side access step in body; 132" body only (C/S)
- Side access step-in tailshelf platform extension (C/S)
- Rear access tailshelf



CUSTOM CONFIGURATIONS

If you have unique needs for an aerial body, just let us know. We can design and build a body tailored to your specifications to help you work the way you want.

